

THIRD EDITION

SUPER EASY READING

1

Digital Sampler

BIGBOX
Learning App

MP3
Free Download

Hieram Weintraub • Andrea Janzen • Tapanga Koe • Lucas Foster

HOW TO USE THIS BOOK

Super Easy Reading, Third Edition is a three-level reading series adapted from Compass's original, iconic, and best-selling series. It is designed to develop and enhance the core reading skills of lower-elementary English language learners. Each book contains sixteen units with exciting, fun-filled reading passages. Every unit is designed to stimulate the interest of young learners and encourage them to take an active role in the language learning process. The readings and chants are followed by reading skill activities and language-building exercises. These activities and exercises help students to acquire, learn, review, comprehend, and consolidate language. This new edition has the optional "Extra" activities which help with fluency development. Students, parents, and teachers are encouraged to monitor and celebrate the achievements and accomplishments of the student. This improved and modernized version of one of our longest-standing products is explained in the unit outline below. Young learners are sure to feel active, encouraged, and to learn English in a super easy and fun way.

New features added!

Use smart devices for easier and quicker access to the audio and videos.

AUDIO QR CODE



Scan and find the tracks.

Audio QR Codes provide links to all of the audio needed for the unit. Just scan, find the tracks for the unit, and play them on your device.

ANIMATION QR CODE



Scan and watch.

Animation QR Codes provide links to the animated story videos in each unit. Like the audio, these videos are also accessible online, or on the CD-Rom included with the book.



STUDENT BOOK PAGES 1 & 2

Listen and Read

Students can use the CD-ROM or the easy-access QR code to listen to the reading passages as they read them. With the visual support of an interesting, colorful two-page-spread illustration, students' attention is drawn to the new words in red to help with study. After previewing with the illustration, reading the passage, and doing the chant, students learn the new words in the unit with a variety of different activities.

UNIT 1
Hi, Mouse!
Study the new words.
Then listen and read.

Hi, **mouse!** Hi, mouse!
Two mice, **four** mice,
Six mice, **lots** of mice!
Bye, **mice!** Bye, mice!
Six mice, **four** mice,
Two mice, no mice!

Reading Time: _____ sec. 23 words

Extra 1
Listen and chant.

New Words
Listen, repeat, and match.

1		<input type="checkbox"/>	mouse
2	4	<input type="checkbox"/>	lots
3		<input type="checkbox"/>	mice
4		<input type="checkbox"/>	four
5	6	<input type="checkbox"/>	two
6	2	<input type="checkbox"/>	six

Find
Find, circle, and say.

1 2 3

Extra 2
Read 3 times and check.

Read Repeat Check

New Words Activity

Two types of vocabulary activities help review the target words by matching the words with pictures.

Find Hidden Pictures

Two-page-spread illustration contains hidden pictures. Learners use the newly learned vocabulary to complete this fun activity.

Extra 1

Using the animation QR code or the CD-ROM, students can access and view the animated story video. Students follow and repeat the reading passage to review the content in a fun and exciting way.

Extra 2

This optional activity encourages students to practice reading. The student reads the passage three times and the fastest time can be recorded in the space. Then, the teacher can check the big box to confirm and celebrate the effort of the student.





STUDENT BOOK PAGES 3 & 4


Reading Comprehension

Learners check their comprehension and recollection of the reading passage by answering questions about the main idea and details of the reading.


Reading Comprehension
Read and circle.


1 This story is about  mice
six


2 Bye,  mouse
mice

3 There are  lots of no mice.

Reading Practice
Look, read, and check.


1  a. There are four mice.
 b. There are six mice.


2  a. There are lots of mice.
 b. There is one mouse.


3  a. Bye, bye, mice!
 b. Hi, mouse!

Sentence Practice
Complete the sentences. One word is not used.


mouse six lots two


1  There are six mice.


2  Hi, _____!


3  There are _____ of mice.

Pattern Play
Use the key pattern. Unscramble.

Key Pattern:  There are two mice.

1  are There four mice.
There are four mice.

2  There lots of mice. are
There lots of mice. are

3  six mice. are There
six mice. are There

Sentence Practice

This activity asks students to use a combination of key words and grammatical patterns to complete simple and commonly used sentences with visual support.

Pattern Play

After completing the previous activity, students are able to construct a sentence independently. They use all of the new language which have been developed throughout the unit, to demonstrate their ability and understanding. Visual aid and color coding help to assist young learners.

Reading Practice

In this activity, students read two sentences and use the picture to determine which sentence matches the picture. This activity allows students to further develop their reading ability and fluency by understanding the usage of key words in the context of a sentence.

READING SPEED TRACKER

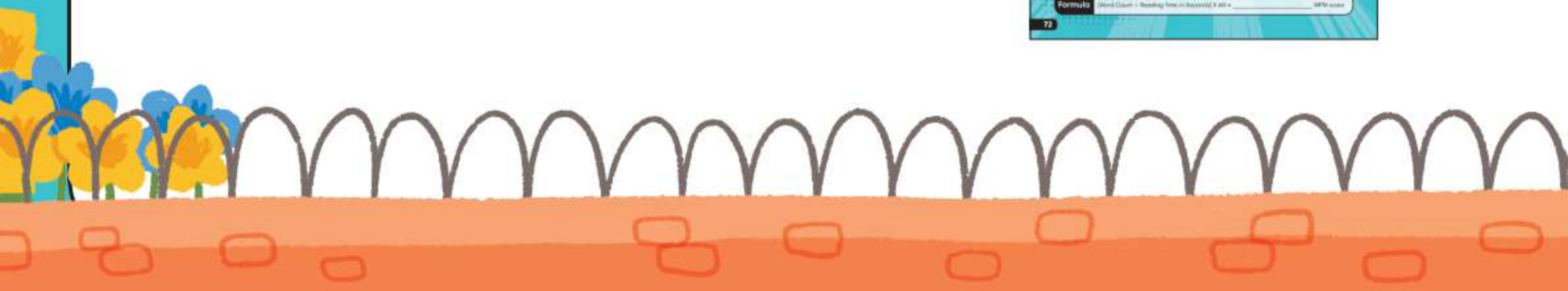
Parents and teachers can track the reading speed of each individual student. Students, parents, and teachers can monitor and measure improvement with this simple but effective tool. By completing the "Extra 2" activity in each unit, students can track and record their fastest reading time. They can then record the finished reading time and track the time with the reading speed chart. This helps to provide motivation to the student as well.

Reading Speed Tracker

Time how long it takes you to read each passage. Then use the formula in the box to find your words per minute (WPM) score. Color in the boxes to see how you get better.

1	2	3	4	5	6	7	8	9	10	11	12	13	14	15	16	17	18	19	20
21	22	23	24	25	26	27	28	29	30	31	32	33	34	35	36	37	38	39	40

Formula: $\text{Words Count} \div \text{Reading Time (Seconds)} \times 60 = \text{WPM score}$



WORKBOOK

Workbook Exercises

The workbook can be completed as homework or extra practice in the class. Learners complete a variety of activities to review the unit.

Homework Log

Students, parents, and teachers check and congratulate the effort and achievements of the student. The homework log is a simple feature that provides positive reinforcement from adults to encourage each student in their work.

The screenshot shows two pages of a workbook. The left page is titled 'Hi, Mouse!' and has a 'Homework Log' box. It contains two exercises: 'A Look, match, and write.' with four numbered items (1: mouse, 2: 6, 3: mice, 4: six) and a list of words to match; and 'B Look, unscramble, and write.' with three numbered items (1: 4, 2: 2, 3: mouse) and scrambled letters to form words. The right page contains 'C Look and match.' with three numbered items (1: Hi, 2: There are lots of, 3: There are) and a list of phrases to match; and 'D Find, unscramble, and write.' with a word box 'two are mice There six' and three numbered items (1: are There mice four, 2: mice There, 3: mice are) with tracing and writing lines.

Sentence Practice

This simple matching activity allows students to practice their reading and critical thinking skills, and visual support is included to strengthen comprehension of the sentences.

Vocabulary Practice A & B

These activities allow students to practice their reading skills and the spelling of the key words. Visual and language support is provided so that learners understand enough to use their own critical thinking and language abilities to complete the task and solidify their knowledge.

Key Pattern Practice

This output activity demonstrates the learner's full competency to read, understand, and use the target words. Students decide which word from the word box fits into the blank, then unscramble and write the sentence. Visual support is provided using color coding and tracing hints.

WORKBOOK COMPONENTS

- 16 units of two-page activities
- 4 review units
- Word tests for 16 units



CONTENTS

- Unit 1** Hi, Mouse!
- Unit 2** They Are Small!
- Unit 3** A Student
- Unit 4** Arms and Legs
- Unit 5** Jimmy's Toys
- Unit 6** Butterfly, Butterfly
- Unit 7** The Hill
- Unit 8** My Drone
- Unit 9** I Like Music!
- Unit 10** Let's Go!
- Unit 11** My Lunch Box
- Unit 12** Mom and I
- Unit 13** My Mom
- Unit 14** A Cold Winter Day
- Unit 15** Mouse in the City
- Unit 16** Who Has It?

Word Count	Pattern
25	There are two mice.
29	The bee is small.
36	I have a teacher.
30	Bee has six legs.
29	Jimmy likes blue toys.
29	Fly to the toy.
30	The fly is on the frog.
34	My drone is small.
32	I listen to loud music.
33	Dog says, "Let's go!"
33	I have milk in my lunch box.
32	Mom and I cook.
33	My mom cuts my hair.
31	Cold boy in the yard
32	The car is fast.
29	Who has my cap?



Keywords

mouse	four	lots	mice	six	two	8
bee	bird	worm	spider	small	box	12
teacher	pen	sing	count	picture	student	16
leg	cat	eight	starfish	five	arm	20
like	red	blue	all	toy	big	24
fly (v.)	flower	water	jar	tree	butterfly	28
fly (n.)	frog	on	horse	grass	hill	32
drone	light	strong	quick	low	high	36
listen	loud	quiet	music	old	new	40
say	chicken	snail	slow	where	alone	44
milk	lunch box	apple	sandwich	puppy	bad	48
cook	yummy	dance	shake	knit	web	52
wash	hair	thank	cut	dry	hairdresser	56
cold	yard	snow	ant	winter	fish	60
car	fast	bus	train	city	busy	64
cap	skirt	ribbon	who	bug	wind	68

Hi, Mouse!

Study the new words.
Then listen and read.

02
Track

Hi, **mouse**! Hi, mouse!
Two mice, **four** mice,
Six mice, **lots** of mice!
Bye, **mice**! Bye, mice!
Six mice, four mice,
Two mice, no mice!

Reading Time: _____ sec 25 words



Extra 1

Listen and chant.

03
Track

Scan and watch.



MOUSE



New Words

Listen, repeat, and match. 04 Track

- | | | | |
|----------|---|-------------------------------------|-------|
| 1 |  | <input checked="" type="checkbox"/> | mouse |
| 2 |  | <input type="checkbox"/> | lots |
| 3 |  | <input type="checkbox"/> | mice |
| 4 |  | <input type="checkbox"/> | four |
| 5 |  | <input type="checkbox"/> | two |
| 6 |  | <input type="checkbox"/> | six |

Find

Find, circle, and say.

- | | | | | | |
|----------|---|----------|---|----------|---|
| 1 |  | 2 |  | 3 |  |
|----------|---|----------|---|----------|---|

Extra 2

Read 3 times and check.



Student



Student



Student



check

Teacher

Reading Comprehension

Read and circle.

1 This story is about  mice
six.

2 Bye,  mouse
mice!


3 There are  lots of
no mice.

Reading Practice

Look, read, and check.



- a. There are four mice.
 b. There are six mice.



- a. There are lots of mice.
 b. There is one mouse.



- a. Bye, bye, mice!
 b. Hi, mouse!

Sentence Practice

Complete the sentences. One word is not used.

mouse

~~six~~

lots

two



There are six mice.



Hi, _____!



There are _____ of mice.

Pattern Play

Use the key pattern. Unscramble.

Key Pattern



There

are

two mice.



are There four mice.

There are four mice.



There lots of mice. are



six mice. are There